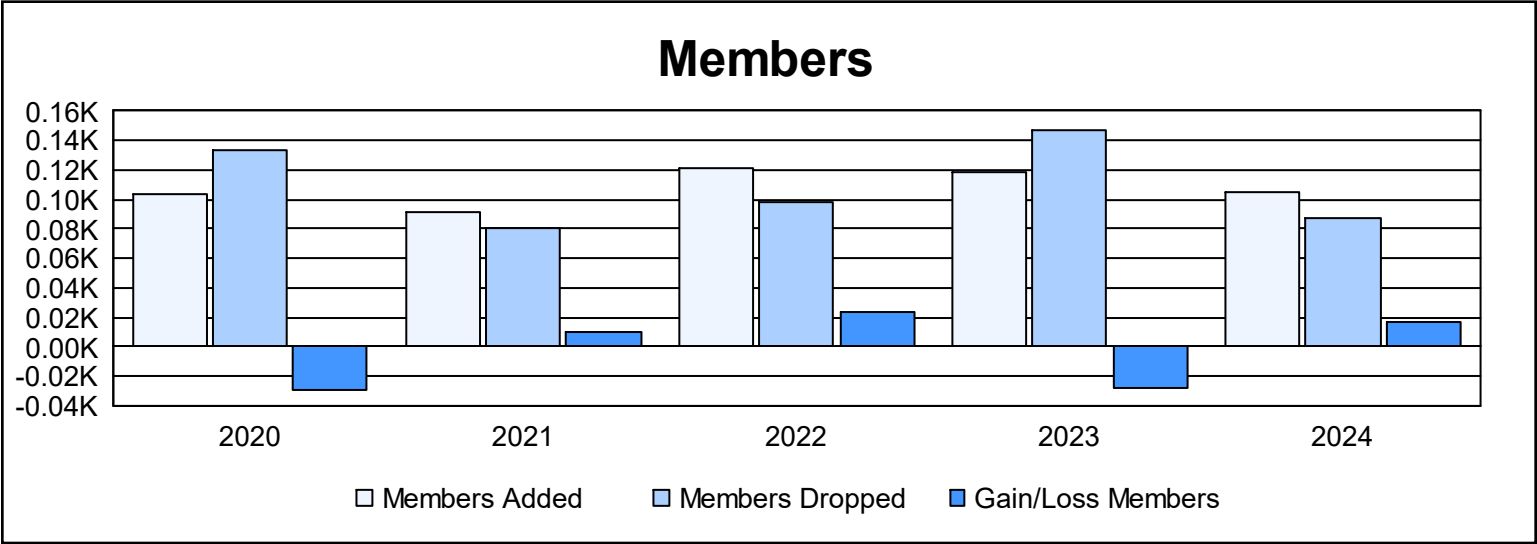
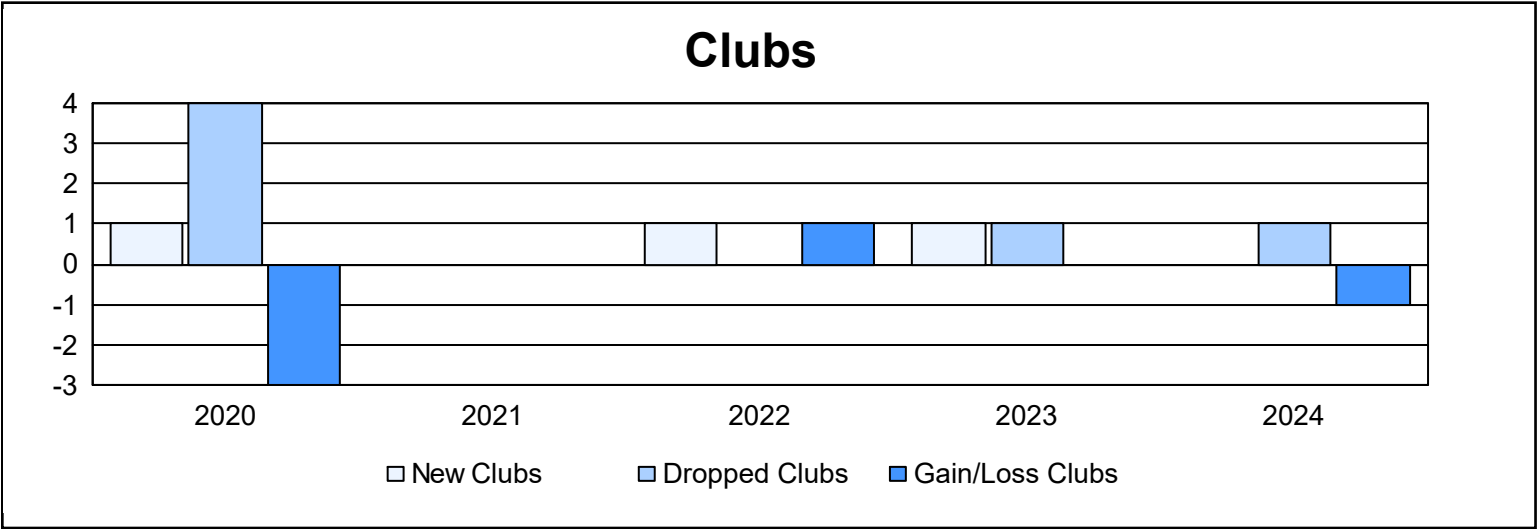
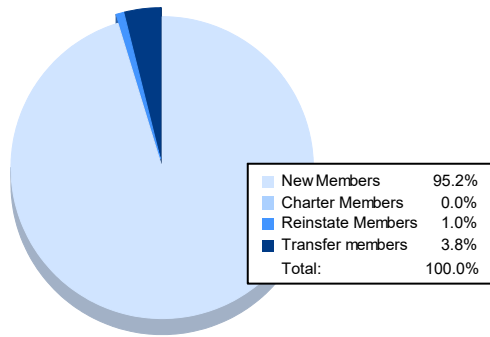


| Year | New Clubs | Dropped Clubs | Gain/ Loss Clubs | New Members | Charter Members | Reinstate Members | Transfer Members | Total Member Added | Total Members Dropped | Gain/ Loss Members |
|-----------|-----------|---------------|------------------|-------------|-----------------|-------------------|------------------|--------------------|-----------------------|--------------------|
| 2019-2020 | 1 | 4 | -3 | 75 | 24 | 1 | 4 | 104 | 134 | -30 |
| 2020-2021 | 0 | 0 | 0 | 86 | 2 | 3 | 0 | 91 | 81 | 10 |
| 2021-2022 | 1 | 0 | 1 | 83 | 24 | 14 | 0 | 121 | 98 | 23 |
| 2022-2023 | 1 | 1 | 0 | 84 | 29 | 1 | 5 | 119 | 147 | -28 |
| 2023-2024 | 0 | 1 | -1 | 100 | 0 | 1 | 4 | 105 | 88 | 17 |
| Average | 1 | 1 | -1 | 86 | 16 | 4 | 3 | 108 | 110 | -2 |



Membership Composition June 2024 Cumulative



Gender Composition June 2024 Cumulative

